Handwriting in KS1

Pencil Grip

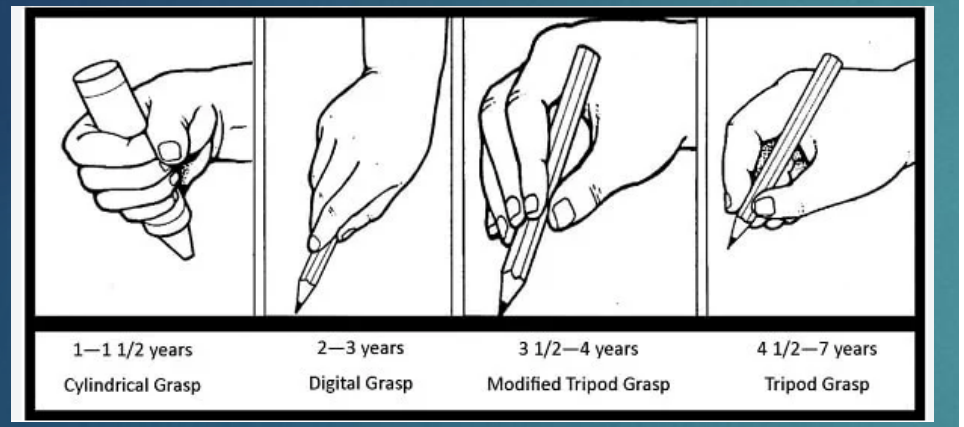

Tripod Pencil Grip

How to hold a pencil correctly for handwriting.

Right handed grip



1. *Point away the pencil,* **2.** *Pinch it near the tip,* **3.** *Lift it off the table,* **4.** *Spin it round...* **5.** *...and grip.*

Left handed grip



1. *Point away the pencil,* **2.** *Pinch it near the tip,* **3.** *Lift it off the table,* **4.** *Spin it round...* **5.** *...and grip.*

Letter-join

Seated Position

Right handed children

How to sit correctly to be comfortable for handwriting.

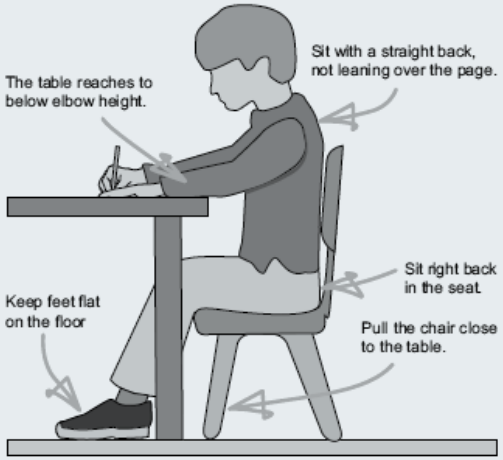

How to hold and position the paper.



Left handed children

How to sit correctly to be comfortable for handwriting.

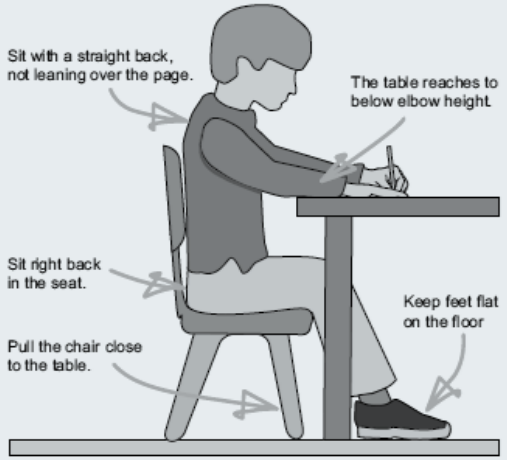

How to hold and position the paper.



Letter-join

Tips for Left Handers

- Have space to write
- Sit to the left of any right-handed pupil to prevent their arms colliding
- Slant paper to the right
- Grip the pencil at a slightly higher point so they can see around their fingers
- Do not hold the pencil too tightly

Letter-join

Progression of Handwriting

End of Year Expectation

	EYFS	Year 1	Year 2
Handwriting	Write recognisable letters, most of which are correctly formed Hold a pencil effectively in preparation for fluent writing - using the tripod grip in almost all cases;	Beginning to form lower-case letters in the correct direction, starting and finishing in the right place To form capital letters	To form capital letters and digits of the correct size, orientation and relationship to one another and to lower-case letters To use spacing between words that reflects the size of the letters To form lower-case letters of the correct size relative to one another To start using some of the diagonal and horizontal strokes needed to join letters and understand which letters, when adjacent to one another, are best left unjoined

Letter-join

Year 1



Year 2



Letter-join



Letter-join

What to expect to see in the lesson

- Gross motor warm up
- Teaching of letter/word
- Seated Position
- Fine Motor Exercise
- Pencil Grip
- Activity on whiteboard/books/sheet

Letter-join